

## SBD Motorsport Ltd

Unit 15  
Red Lion Business Centre  
Red Lion Road  
Surbiton  
Surrey  
KT6 7QD

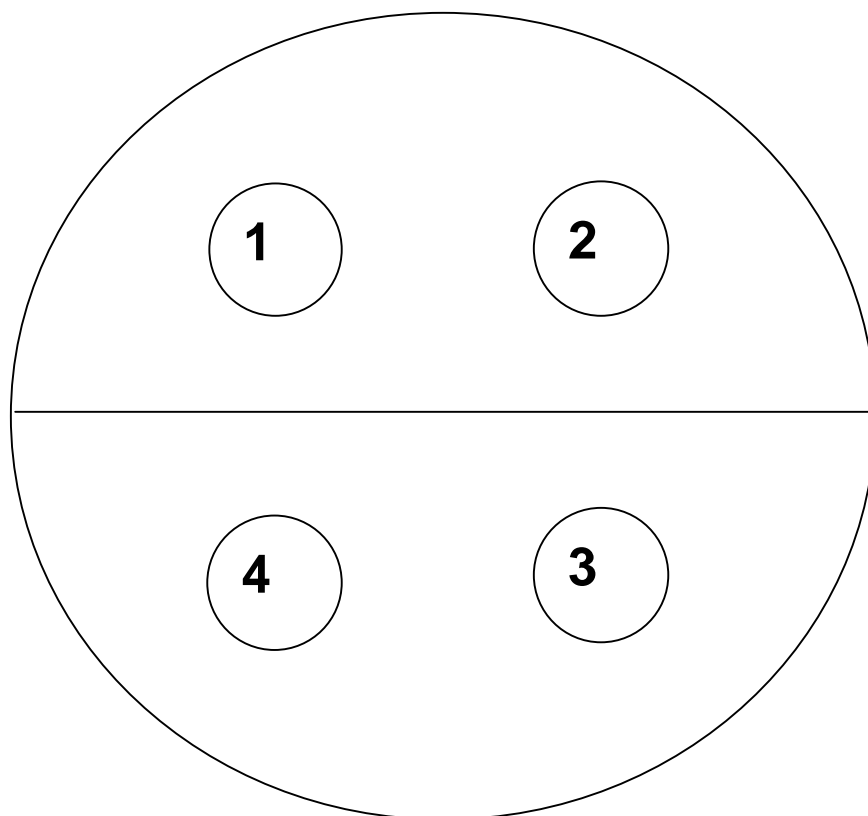
Tel: 0208-391 0121

e-mail: [sbdmotorsport@btclick.com](mailto:sbdmotorsport@btclick.com)

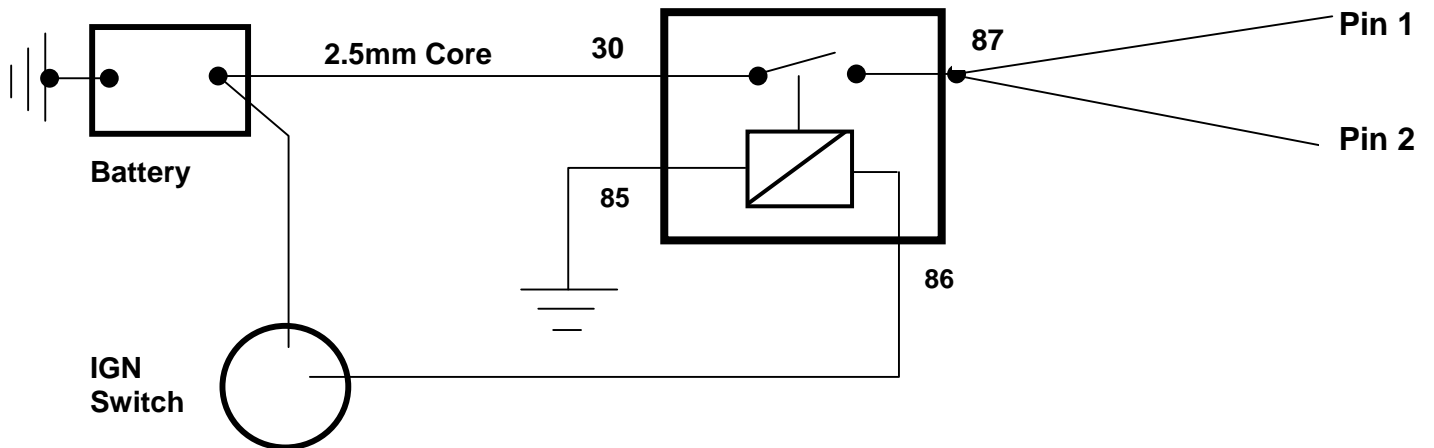
web: [www.sbdev.co.uk](http://www.sbdev.co.uk)

## SBD 9A4i Series ECU Wiring Instructions

Pin 1	Purple	Perm. +12V(direct to battery, Via relay)
Pin 2	White	Perm. +12V(direct to battery, Via relay)
Pin 3	Blue/White	Gearshift light earth trigger
Pin 4	Green	Taco (Rev counter)



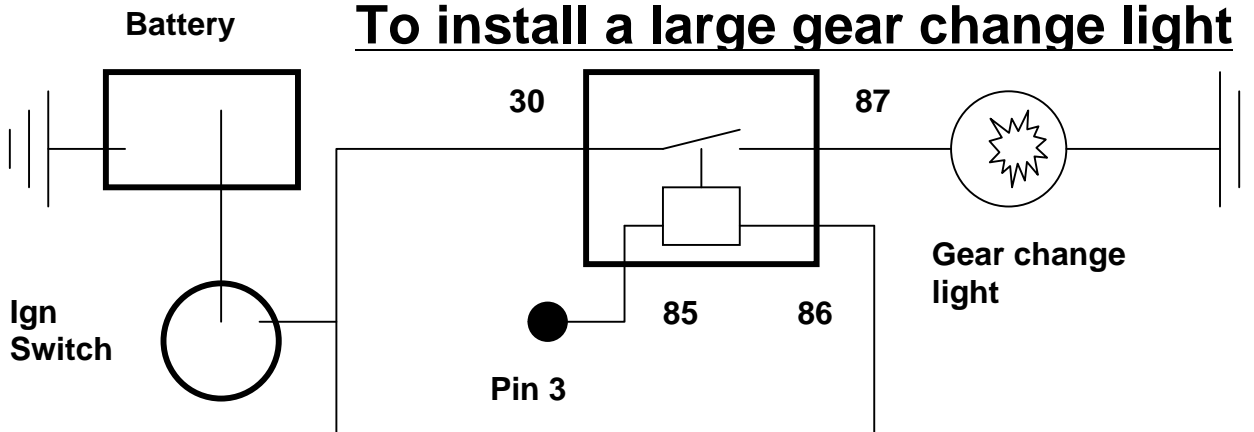
## Connect Pins 1 & 2 through a relay as shown:-



**NOTE** – 2.5mm Core wire **must** be attached directly onto battery +ve post.

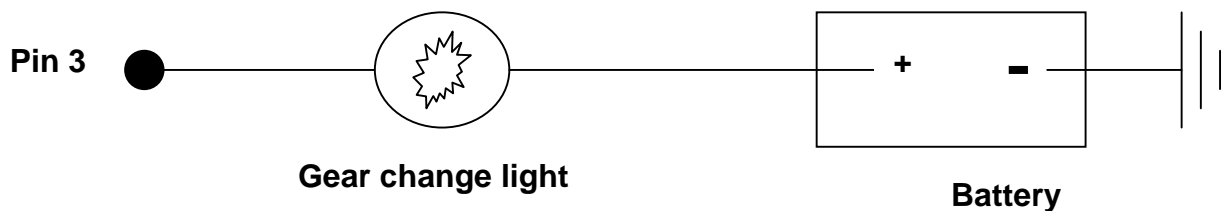
Relay Pin no.	30 - Connect directly to battery +ve post with 2.5mm core wire(see note above)
Pin no.	85 - Connect to Earth
Pin no.	86 - Connect to ignition switched +12V
Pin no.	87 - Connect to 2 wires from interface sure seal pins 1 & 2.

## To install a large gear change light



Relay Pin no.	30 – Connect to ignition switched +12V
Pin no.	85 – Connect to interface sure seal pin no. 3
Pin no.	86 – Connect to ignition switched +12V
Pin no.	87 – Connect to gear change lamp

## If using a small L.E.D. then a relay is not required



# COIL CONNECTOR PIN OUTS

